



11/17/17

Weekly Updates From the Desk of:

Alexis Dedrick, Middle School Principal

dedricka@bethelk12.org

(937) 845-9430

UPCOMING EVENTS

- 11/22 - 11/24 - NO SCHOOL, Thanksgiving Break

GENERAL ANNOUNCEMENTS

Bethel Middle School Presents...The Music Man, Jr. November 10 & 11, Bethel Hall

WOW!! What a SHOW!!!

Be sure to check out the attached pages of photos from the Music Man!

- Special Thanks to these ladies right here...for working with our kids and devoting their time to make the production a success! BRAVO!!



Schoology Training for Parents

- Did you miss the training last night? NO WORRIES!
- You can find the training module attached to this newsletter as well as on the district website.
- If you still need your child's access code, contact Mrs. Shoup in the middle school office to get it! 845-9343 or shoupb@bethelk12.org

Box Tops for Education is coming to the Middle School!!!

- Please see the attached flyer for more information
- We are starting to collect our box tops NOW! So start clipping!!!

MS ATHLETICS

“Beans & Bess” Chili Cook-off - Friday, Nov. 17, 2017

- 6:00pm in Bethel Hall (please enter through the back of the building at the HIVE entrance)
- See *attached flyer for more details!!*

Girls MS Basketball

- 11/21 - Scrimmage - 5:30pm @ Morton MS
- 11/27 - Scrimmage - 5:30 @ Tecumseh

Boys MS Basketball

- 11/29 - Scrimmage - 5:00 @ Graham

ATTENTION PARENTS, IF YOU ARE BRINGING IN FOOD/SNACKS/DRINKS FOR AN AFTER SCHOOL ATHLETIC EVENT, PLEASE DO SO AFTER THE END OF THE SCHOOL DAY WHICH IS 2:35. THE ITEMS CAN BE DIRECTLY TAKEN TO BETHEL HALL. THANK YOU FOR YOUR COOPERATION IN THIS MATTER.

STUDENT SEASON PASSES: Don't miss out on a great deal! The cost for a student all year, all sport athletic pass has been cut in half! **For \$50 you can enjoy all the home games you want**-football included. If you are interested, applications are on the athletic web page or in the athletic office. **You need to allow 2 days to process your application. Buy a pass today and GO BEES!**

PHYSICALS - All students wanting to participate in a school sport (grades 7 & 8 for Middle School) MUST have a current physical on file in the athletic office in order to participate in tryouts.


SCHEDULES Check the Athletic Webpage for all Winter Athletics game schedules.

Continue to check the Athletics Webpage and Calendar on the District Webpage for athletic information, practice and game schedules.

OTHER UPDATES

REGISTER YOUR EMAIL - for Weekly Updates & Newsletters

- To receive school updates and newsletters directly to your email, look for the “SUBSCRIBE HERE” link on the Middle School Webpage to register your email address and choose from the following (you may choose more than one):
 - Superintendent’s Newsletter
 - Elementary Weekly Updates
 - Middle School Weekly Updates
 - High School Principal Updates



"Beans and Bees" Chili Cook-Off

Friday, November 17, 2017

6:00 PM – Bethel Hall – "Hive" entrance

Donations welcome! *All proceeds benefit Bethel Athletics*

Come meet Bethel Bee's winter team athletes at this community event. Bring your best chili recipe to be judged by guest judges.

All entries must be in Bethel Hall by 5:15 pm for judging.

A traveling trophy is awarded to the winner along with bragging rights!



Parents, coaches and staff are encouraged to bring their best recipe to be judged. We also ask each player to donate the additional items below if not competing. "Meet the Team" Activities will begin after dinner.

Each team will provide the following:

Swim team -	2 pots of chili, diced onions (5 cups), and Desserts (15 dozen)
Wrestle team -	2 pots of chili and crackers (2 boxes)
JH Girls basketball –	2 Pots of chili and cornbread (48 servings)
JH Boys basketball –	2 pots of chili and 2 liter bottles of soda (2 per player)
JH Cheer –	2 pots of chili, desserts (10 dozen), and crackers (3 boxes)
Freshman Boys basketball -	2 pots of chili, 2 liter bottles of soda (2 per player)
JV Boys basketball –	2 pots of chili and cornbread (60 servings)
Varsity Boys basketball –	2 pots of chili, Shredded Cheese (12 cups), and cornbread (48 servings)
JV/Varsity Girls basketball -	2 pots of chili and Cornbread (48 servings)
JV/Varsity - Cheer -	2 pots of chili and Desserts (15 dozen)

(Athletic Boosters is providing hot dogs and paper products)

All food must be here by 5:30 (*unless you are competing*) so dinner can begin at 6:00 pm.
Please mark your name on all dishes you bring.



Schoology Parent Training

Bethel Local Schools

Schoology /skoo-luh-jee/



What is Schoology?



Bethel Local Schools Schoology Site: <https://bethelk12.schoology.com>

- Schoology is an online course management system that allows teachers to create and manage academic courses for their students.
- It provides teachers with a method of managing lessons, engaging students, sharing content, and connecting with students, parents, and other educators.



Parent Log-In



- Go to: <https://bethelk12.schoolology.com>
- You will need:
 - A valid email address to associate your account with
 - Your child's access code, provided by your child's school
- Click "Sign Up"
- Click "Parent"
- Enter Access Code

schoolology Why Schoolology Solutions Markets Support About Contact Login Sign Up

Sign up for Schoolology

Instructor Student Parent

Sign up for Schoolology Back

Access Code

Enter the access code provided by your child's instructor

Continue

Parent Log-In



- Enter Parent Email
- Set-up Password
- Click "Register"

schoolology Why Schoolology Solutions Markets Support About Contact Login Sign Up

Sign up for Schoolology Back

K14-TSX-39D

Jane Doe

name@example.com

Receive periodic Schoolology updates

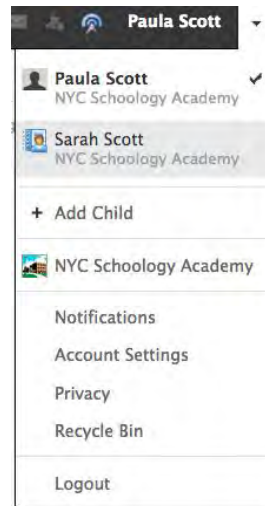
Register

By clicking Register, you agree to our Privacy Policy & Terms

Multiple Children



- If you have multiple children in your household, you will need to enter each child's access code.
- You can toggle back and forth between different children's Schoology pages



Homepage



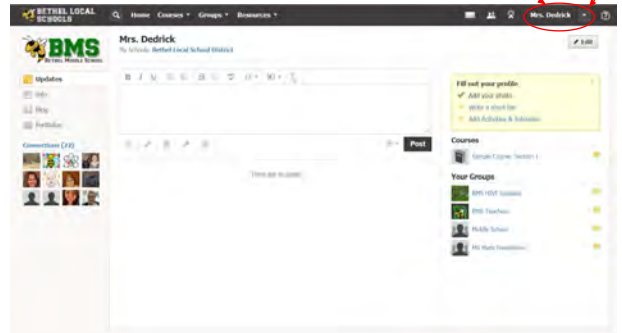
- 3-Column Layout:
 - Right Column: Upcoming events, tests/quizzes, or graded assignments
 - Middle Column: Recent updates for your child's courses
 - Left Column:
 - My Children
 - Recent Activity Feed
 - Calendar (separate from child's calendar)
 - Messages (parent account, not student messages)





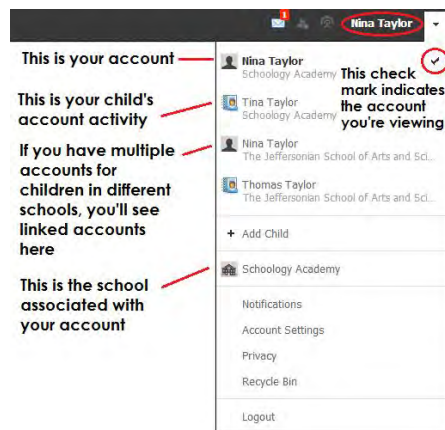
My Profile

- Access your own profile by clicking on your name in the upper right corner
- Personalize your profile however you choose
- Notifications:
 - Click on the drop-down arrow next to your name
 - Customize your notifications as you choose



My Children

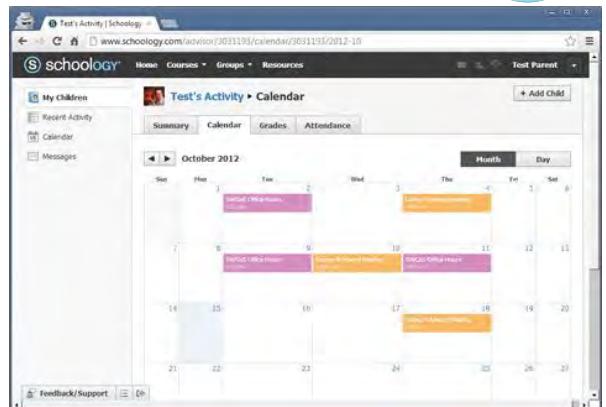
- Select child from drop down menu if multiple children
- Summary - for your child's courses





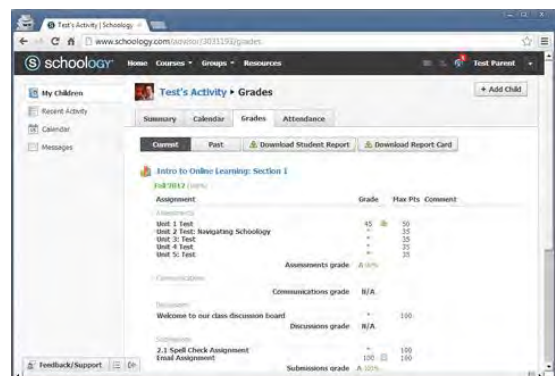
My Children - Calendar

- Calendar - for your child's course events, discussions, & graded assignments
 - Hover over the assignment to see more information about that assignment



My Children - Grades

- Grades - overview your child's courses by clicking on **Grades**
 - You can toggle between children on this page using the drop-down menu
 - Click on the **Course** to display grading categories and a breakdown of your child's grades for that course

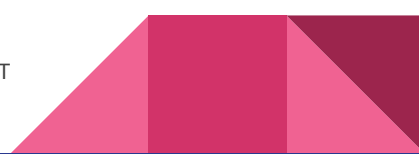
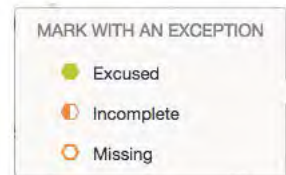




My Children - Grades

- Grading Marks

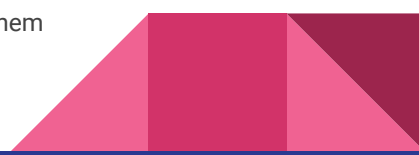

- Excused Assignment
 - Student was not responsible for completing this assignment
 - Does not count for or against the grade
- Incomplete Assignment
 - Student has not yet completed the assignment, but is expected to
 - Does not count for or against the grade
- Missing Assignment
 - Student was expected to complete the assignment, but did not
 - Automatically gives the student a ZERO for the grade
- (-) What does this mean?
 - If you see this symbol, it means there is no grade and it does NOT count against the student's overall grade.



Contacting Teachers

- Send a message to teachers!

- From the website:
 - Click on the ENVELOPE icon on the top toolbar
 - Click on "New Message"
 - Start typing the LAST NAME of the teacher and select them when they appear in the search options
- From the mobile app:
 - Click on the "Sandwich" OPTIONS icon
 - Click on the ENVELOPE
 - Click on "New Message"
 - Start typing the LAST NAME of the teacher and select them when they appear in the search options



Parents: Register to View Your Child's Activity

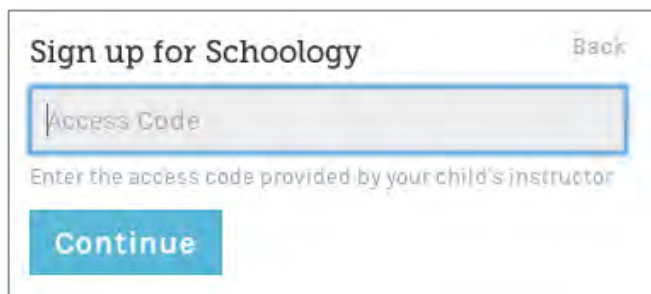
1. In your browser, navigate to www.schoolology.com.
2. In the top right corner of the screen, click the Sign Up button.



3. Select Parent from the options.



4. You should have received a Parent Access Code from your child's school. Enter that code here:

A screenshot of the 'Sign up for Schoolology' form. The form has a 'Back' link in the top right corner. Below the title, there is an input field labeled 'Access Code'. Below the input field, there is a text prompt: 'Enter the access code provided by your child's instructor'. At the bottom of the form, there is a blue 'Continue' button.

Parents: Register to View Your Child's Activity

5. Enter your name, email address, and password. Once you log in, you'll be able to browser your child's activities by selecting your child's name from the top right dropdown.



Sign up for Schoolology Back

KJ4-TSX-39D

Jane Doe

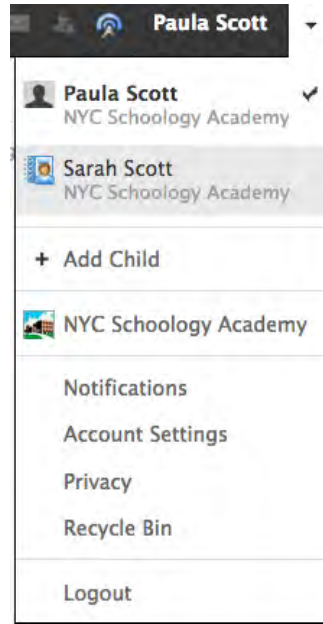
name@example.com

.....

.....

Receive periodic Schoolology updates

Register By clicking Register, you agree to our [Privacy Policy & Terms](#)



You also have the option to associate additional children using Schoolology with this account. To associate additional children, click on the downfacing arrow on the top right of your Schoolology account, select Add Child, and enter the Parent Access Code for your other child/children.

